

Solutions for the future - Made in Germany

peakpower 40



Solar modules of arinna AG are continuously improved and produced following stringent quality measures. A permanent quality control during the fabrication process guarantees top quality results.

Specifications


arinna AG only offers modules with a low power tolerance. All production steps are according to DIN ISO 9001. During production, arinna AG exclusively uses certified components. Based on this fact, arinna AG gives a product guarantee over 5 years.

An intelligent design combined with the use of first class components, offers our clients an added value that expresses itself in day-to-day production of electricity, appearance and product reliability. For instance, arinna AG modules have a higher yield due to the use of toughened safety glass with very low iron content. The use of an exceptionally stable aluminium frame allows dimensioning the system for maximum demand. At the same time, the module is exceptionally well suited for "slide-in" installation systems. Apart from an advanced design to allow an efficient water release and to avoid any slip-off, the frame of the module also offers a feed through for potential equalization.

The elevated life span of arinna AG modules relies on the durability to weathering via the encapsulation of the solar cells with glass, EVA and an anodized aluminium frame.

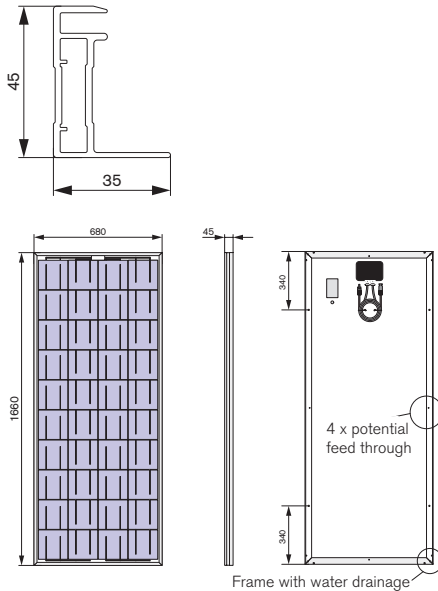
Our promise of productivity: During the first 10 years we guarantee a module efficiency of at least 90%, and from the 11th until the end of the 25th year at least 80% of the peak-power from the date of delivery.

By choosing arinna AG modules over other brands you also have an option to receive up to 2 year solar insurance beginning with the start-up of the installation (country-specific). Naturally, all modules are delivered in recyclable packaging.



peakpower 40

Schematic presentation




The contents of this technical data sheet correspond with DIN EN 50380:2003.

arinna AG reserves the right for technical modifications and cannot exclude mistakes and printing errors.

last modified 10/2009

Information and offers:



Typical electric data under STC-conditions (1.000 W/m², 25°C, AM 1.5)

Nominal peak power:	P_{MAX}	160 W	155 W	150 W	145 W
Nominal voltage:	V_{MPP}	20.92 V	20.48 V	20.44 V	20.00 V
Nominal current:	I_{MPP}	7.65 A	7.57 A	7.34 A	7.25 A
Open-circuit voltage:	V_{OC}	25.00 V	24.80 V	24.64 V	24.55 V
Short-circuit current:	I_{SC}	8.37 A	8.18 A	8.08 A	7.90 A
Module efficiency:	η	14.17 %	13.73 %	13.29 %	12.85 %
Fill factor:	FF	76.50 %	76.30 %	75.30 %	74.80 %
Tolerances for electrical data:		±3 %			

Typical temperature coefficients

Power:	P_{MPP}	-0.46 %/K	
Open-circuit voltage:	V_{OC}	-0.086 mV/K	
Short-circuit current:	I_{SC}	4.4 mA/K	

Typical connection parameters

Max. system voltage:		1000 V _{DC}
IP protection level:		IP 65
Max. counter-current:		15 A

Mechanical data

Cells:	40 pc. Si polycrystalline 156 x 156 mm
Cell-layout:	4 x 10
Glass:	ESG 4 mm structured
Cell-matrix:	EVA (Ethylen-Vinyl-Acetat)
Back:	Composite film
Frame:	Anodized aluminium
Connection box:	1 connection box with 2 bypassdiodes and 100 cm long Solarkabel 4 mm ² , pre-equipped with MC-4 plugs
Length:	1660 mm
Width:	680 mm
Height:	45 mm
Weight:	approx. 14 kg

Allowed operation conditions

Temperature range:	-40°C to +85°C
Max. pressure test:	according to IEC 61215 until 5400 Pa (extended test). SKL II